


September Speller's Choice Activities

Choose one activity each night during the month of September to practice your spelling words. Turn your homework sheet over and divide it into four boxes- one for each night, Monday through Thursday. Choose an activity and complete it in one of the boxes!

1. **Cheer your words**— pretend you're a cheerleader and cheer out your words to an adult at home. Please have your adult sign in one of the boxes on the back of your homework sheet!
2. **Rainbow words**— write your words in three different colors.
3. **Computer fun**— use your computer to type your words. Use different fonts and make it look really fun! Be sure to print it out and put it in your folder. Or you can e-mail it to me at
4. **Fancy fingers**— use your fanciest handwriting to write your words with curly, dotty, or other *fancy* letters!

"The Usual" Choices

1. **Spelling City**— log on to <http://www.spellingcity.com> and search for my name. Be sure an adult writes down the activity you complete on your homework sheet!
2. **Test with an adult**— have an adult at home quiz you on your spelling words.
3. **Plain Jane**— just plain old write your words!



October Speller's Choice Activities



Choose one activity each night during the month of October to practice your spelling words. Turn your homework sheet over and divide it into four boxes- one for each night, Monday through Thursday. Choose an activity and complete it in one of the boxes!

1. Disappearing words— write each word, then write it again but leave one letter out... then write it again and leave TWO letters out... then three... until your word has disappeared!

Example:

cobweb _obweb __bweb ___web ____eb _____b

2. Spooky words— write your words using spooky looking letters.
3. Quiet words— whisper your words to an adult. Please have your adult sign the back of your homework sheet.
4. ABC Order— write your words in alphabetical order.



"The Usual" Choices

1. Spelling City— log on to <http://www.spellingcity.com> and search for my name. Be sure an adult writes down the activity you complete on your homework sheet!
2. Test with an adult— have an adult at home quiz you on your spelling words.
3. Plain Jane— just plain old write your words!



HAPPY
HALLOWEEN



Choose one activity each night during the month of November to practice your spelling words. Turn your homework sheet over and divide it into four boxes- one for each night, Monday through Thursday. Choose an activity and complete it in one of the boxes!

1. Silly sentences— use all of your words in 10 silly sentences.
2. Friendly words— write two words that share a letter so they are touching.

Example: ^m
c a t
n

3. Musical words— sing your spellings to the tune of your favorite song.
4. Backwards ABC order— write your words in alphabetical order backwards!

"The Usual" Choices



1. Spelling City— log on to <http://www.spellingcity.com> and search for my name. Be sure an adult writes down the activity you complete on your homework sheet!
2. Test with an adult— have an adult at home quiz you on your spelling words.
3. Plain Jane— just plain old write your words!



December Speller's Choice Activities




Choose one activity each night during the month of December to practice your spelling words. Turn your homework sheet over and divide it into four boxes- one for each night, Monday through Thursday. Choose an activity and complete it in one of the boxes!

1. **Tree words**— write your words adding one letter each time. The result will be a Christmas tree shape of words!

Example:

s
st
sta
star

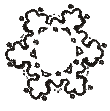


2. **Snow words**— bundle up! Head outside and write your words in the snow! Be sure an adult signs this on the back of your homework sheet!
3. **Other handed**— if you are right handed, write your words with your left hand. If you are left handed, use your right!
4. **Create your own!**— come up with your own way to practice your words. Tell about it on the back of your homework sheet!

“The Usual” Choices



1. **Spelling City**— log on to <http://www.spellingcity.com> and search for my name. Be sure an adult writes down the activity you complete on your homework sheet!
2. **Test with an adult**— have an adult at home quiz you on your spelling words.
3. **Plain Jane**— just plain old write your words!



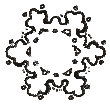

January Speller's Choice Activities



Choose one activity each night during the month of January to practice your spelling words. Turn your homework sheet over and divide it into four boxes- one for each night, Monday through Thursday. Choose an activity and complete it in one of the boxes!





1. **Air words**— use your finger to write each word in the air. Have an adult do the same. See if you can figure out their word! Please be sure someone signs the back of your homework sheet for this activity!
2. **Where are the vowels?**- write your words, but draw a line instead of putting in vowels (a, e, i, o, u).
3. **Sweet and Salty words**— be sure an adult knows you are going to do this activity! Put some sugar or salt on a plate. Use your finger to write your words in the sugar or salt!
4. **Rainbow words**- write your words in three different colors.



“The Usual” Choices

1. **Spelling City**— log on to <http://www.spellingcity.com> and search for my name. Be sure an adult writes down the activity you complete on your homework sheet!
2. **Test with an adult**— have an adult at home quiz you on your spelling words.
3. **Plain Jane**- just plain old write your words!






February Speller's Choice Activities


Choose one activity each night during the month of February to practice your spelling words. Turn your homework sheet over and divide it into four boxes- one for each night, Monday through Thursday. Choose an activity and complete it in one of the boxes!

1. **Sign your words**— use the sign language alphabet picture to sign your words to an adult. Be sure they sign the back of your homework sheet!
2. **Choo-choo words**— write all of your words, one right after the other, using a different color for each word to make your word train.
3. **ABC Order**— write your words in alphabetical order.
4. **Computer fun**— use your computer to type your words. Use different fonts and make it look really fun! Be sure to print it out and put it in your folder. Or you can e-mail it to me at

66 The Usual 99 Choices



1. **Spelling City**— log on to <http://www.spellingcity.com> and search for my name. Be sure an adult writes down the activity you complete on your homework sheet!
2. **Test with an adult**— have an adult at home quiz you on your spelling words.
3. **Plain Jane**— just plain old write your words!




m a r c h Speller's Choice

Activities

Choose one activity each night during the month of March to practice your spelling words. Turn your homework sheet over and divide it into four boxes- one for each night, Monday through Thursday. Choose an activity and complete it in one of the boxes!


1. **Spelling race**— choose the 6 trickiest words and give them a number 1 through 6. Roll a dice. If you roll a 1, write word number 1. If you roll a 2, write the word you said would be number 2. Roll, roll, roll and see which word wins the race!
2. **3D words**— use Play Dough to make your words. Be sure an adult signs your homework sheet for this activity!
3. **Outstanding words**— write your words in your most outstanding handwriting.
4. **Other handed**— if you are right handed, write your words with your left hand. If you are left handed, use your right!



“The Usual” Choices



1. **Spelling City**— log on to <http://www.spellingcity.com> and search for my name. Be sure an adult writes down the activity you complete on your homework sheet!
2. **Test with an adult**— have an adult at home quiz you on your spelling words.
3. **Plain Jane**— just plain old write your words!



April Speller's Choice Activities

Choose one activity each night during the month of April to practice your spelling words. Turn your homework sheet over and divide it into four boxes- one for each night, Monday through Thursday. Choose an activity and complete it in one of the boxes!

1. **Scrambled words**— Scramble up the letters of each word and then write the correct word next to the scrambled letters. For extra fun, see if an adult will write the words scrambled and you unscramble them!

Example: prAil April

2. **Cheer your words**— pretend you're a cheerleader and cheer out your words to an adult at home. Please have your adult sign in one of the boxes on the back of your homework sheet!
3. **Friendly words**— write two words that share a letter so they are touching.


Example: ^m
c a t
n

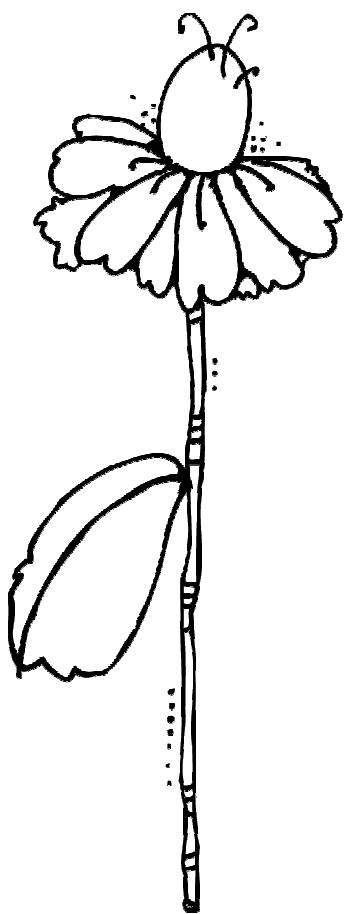
4. **ABC Order**— write your words in alphabetical order.



"The Usual" Choices

1. **Spelling City**— log on to <http://www.spellingcity.com> and search for my name. Be sure an adult writes down the activity you complete on your homework sheet!
2. **Test with an adult**— have an adult at home quiz you on your spelling words.
3. **Plain Jane**— just plain old write your words!





May Speller's

Choice Activities

Choose one activity each night during the month of May to practice your spelling words. Turn your homework sheet over and divide it into four boxes- one for each night, Monday through Thursday. Choose an activity and complete it in one of the boxes!

1. **Computer fun**— use your computer to type your words. Use different fonts and make it look really fun! Be sure to print it out and put it in your folder. Or you can e-mail it to me at
2. **Quiet words**— whisper your words to an adult. Please have your adult sign the back of your homework sheet.
3. **Jumpy words**— use a jump rope (or just jump if you don't have one!) to spell each word. Spell a letter for each jump! Be sure an adult signs the back of your homework sheet!
4. **Backwards ABC order**— write your words in alphabetical order backwards!

"The Usual" Choices

1. **Spelling City**— log on to <http://www.spellingcity.com> and search for my name. Be sure an adult writes down the activity you complete on your homework sheet!
2. **Test with an adult**— have an adult at home quiz you on your spelling words.
3. **Plain Jane**— just plain old write your words!

